



37th IFC Country Report

Malaysian Footwear Manufacturers Association (MFMA)



13th September 2018

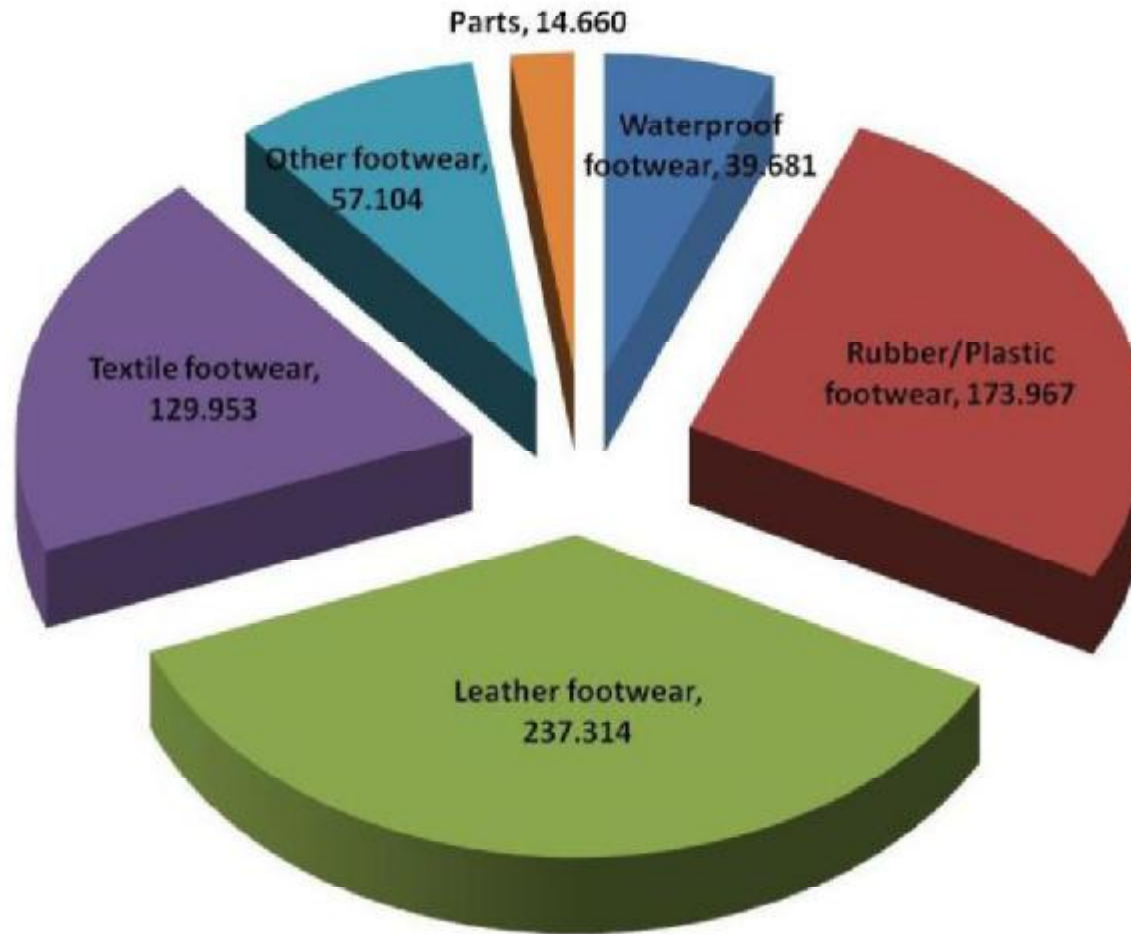
MALAYSIA FOOTWEAR EXPORTS DATA FOR THE YEAR 2015/2016/2017

Malaysia's Exports to The World (Millions of Malaysian Ringgit)

HS	Description	Value (million RM)			% Share			% Change '17/'16
		2015	2016	2017	2015	2016	2017	
6401	Waterproof footwear	48.421	58.705	39.681	8.28	8.21	6.08	-32.41%
6402	Rubber/Plastic footwear	194.213	184.688	173.967	33.22	25.81	26.65	-5.80%
6403	Leather footwear	181.552	259.629	237.314	31.05	36.29	36.36	-8.59%
6404	Textile footwear	83.983	131.167	129.953	14.36	18.33	19.91	-0.93%
6405	Other footwear	67.270	73.222	57.104	11.51	10.23	8.75	-22.01%
6406	Parts	9.235	8.049	14.660	1.58	1.13	2.25	82.13%
	TOTAL	584.674	715.460	652.679	100.00	100.00	100.00	-8.77%

sources from Department of Statistics, Malaysia

MALAYSIA FOOTWEAR EXPORTS DATA FOR THE YEAR 2017



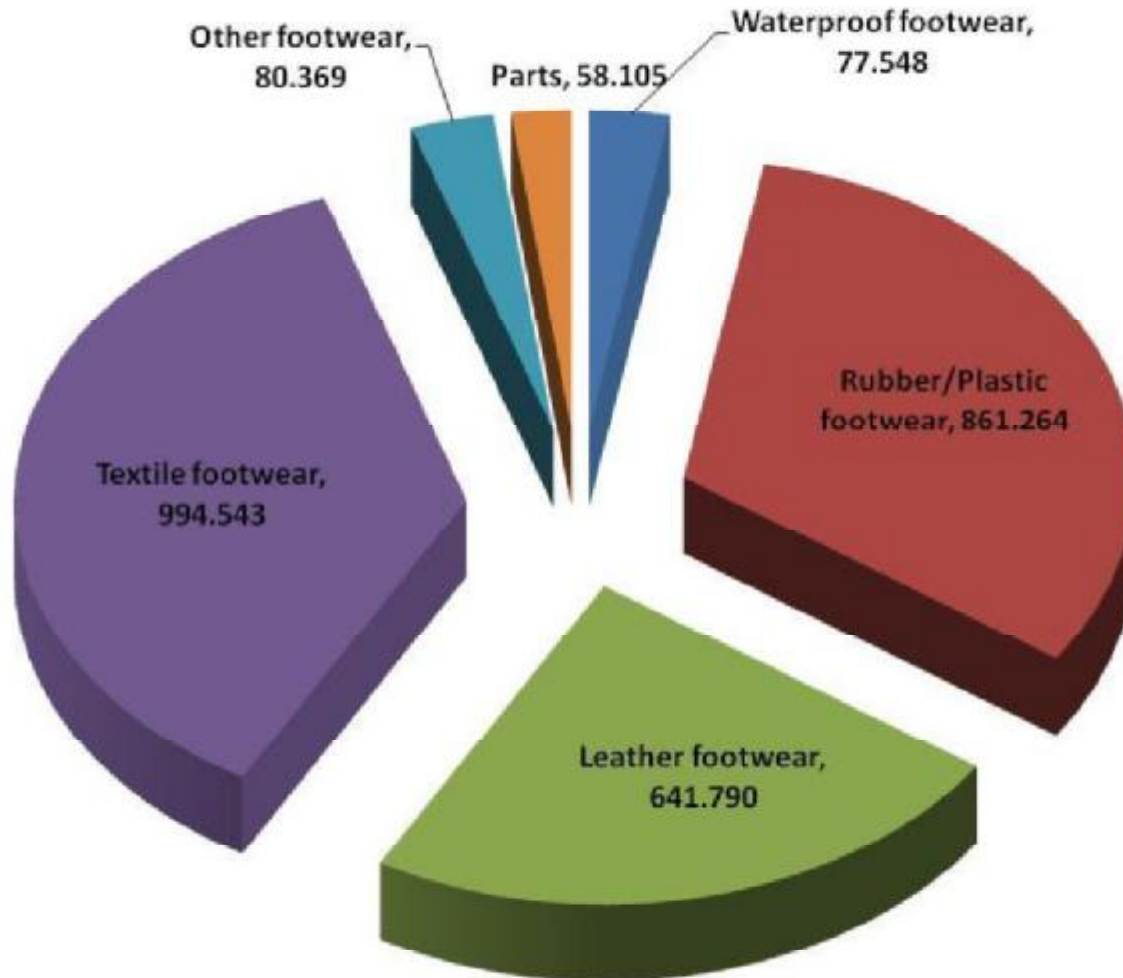
MALAYSIA FOOTWEAR IMPORT DATA FOR THE YEAR 2015/2016/2017

Malaysia Imports from The World (Millions of Malaysian Ringgit)

HS	Description	Value (million RM)			% Share			% Change 16/'15
		2015	2016	2017	2015	2016	2017	
6401	Waterproof footwear	26.641	34.924	77.548	1.36	1.31	2.86	122.05%
6402	Rubber/Plastic footwear	681.800	852.067	861.264	34.90	32.08	31.74	1.08%
6403	Leather footwear	630.098	705.230	641.790	32.26	26.55	23.65	-9.00%
6404	Textile footwear	481.141	928.398	994.543	24.63	34.96	36.65	7.12%
6405	Other footwear	88.193	90.202	80.369	4.51	3.40	2.96	-10.90%
6406	Parts	45.466	45.016	58.105	2.33	1.69	2.14	29.08%
	TOTAL	1,953.34	2,655.84	2,713.62	100.00	100.00	100.00	2.18%

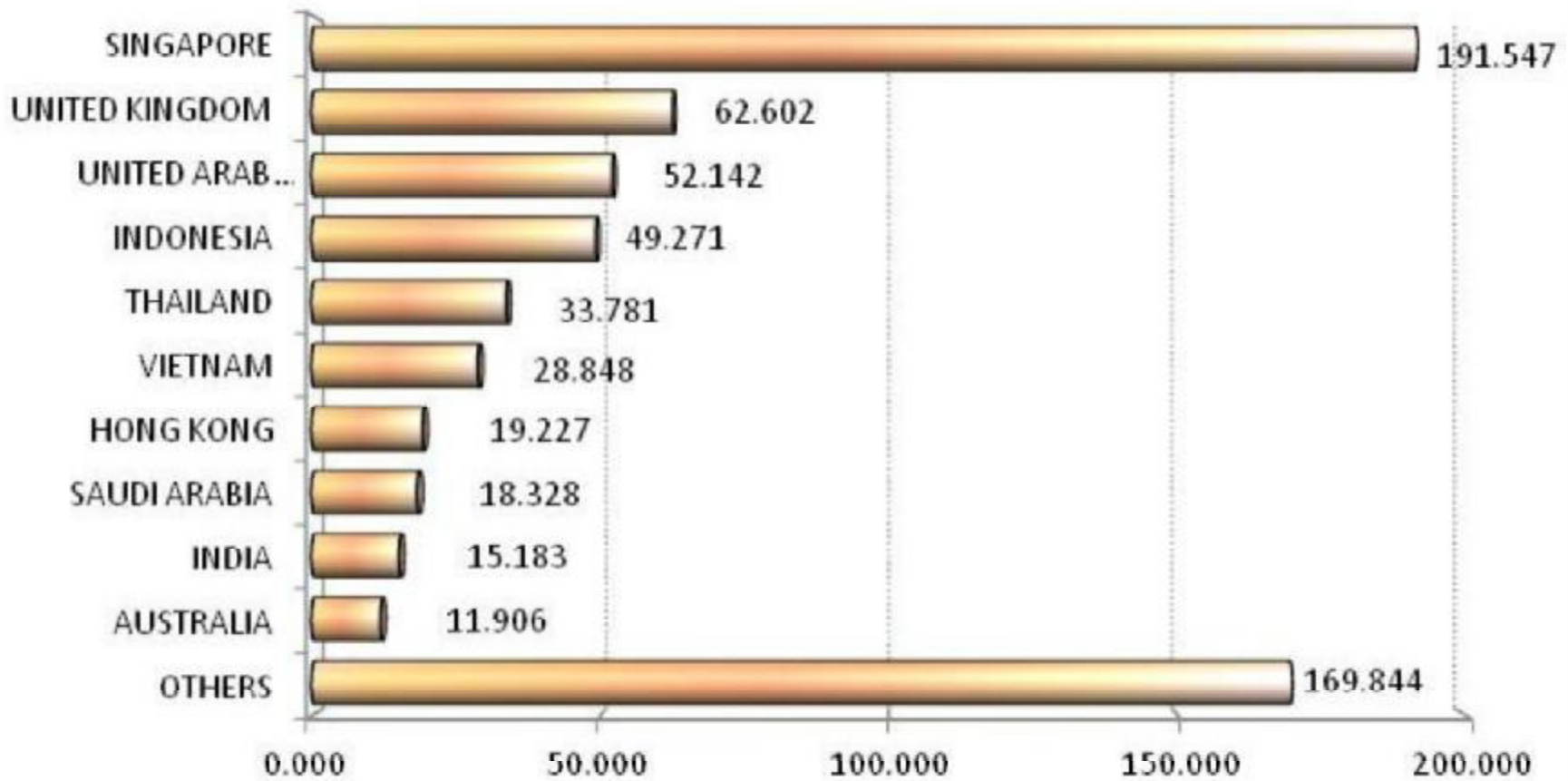
sources from Department of Statistics, Malaysia

MALAYSIA FOOTWEAR IMPORT DATA FOR THE YEAR 2017



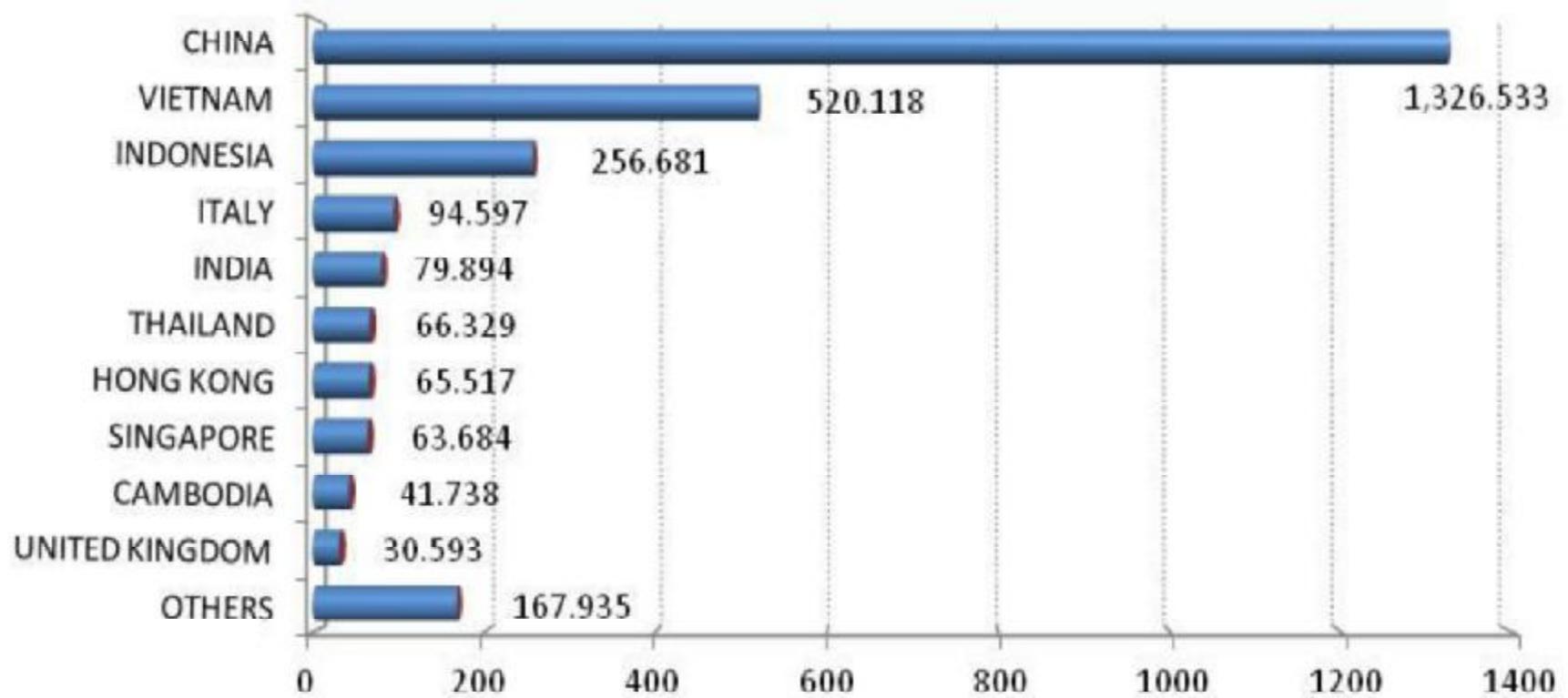
2017 MALAYSIA FOOTWEAR EXPORT TOP 10 DESTINATION

(MILLION RINGGIT MALAYSIA)



2016 MALAYSIA FOOTWEAR IMPORT TOP 10 DESTINATION

(MILLION RINGGIT MALAYSIA)



LABOR COST or WAGES

TYPE OF WORKERS	US\$
NON SKILLED *	250.00 (MIN. WAGES)
SKILLED	535.00
SUPERVISORY	800.00
MANAGERIAL	1,385.00

Source from 2017 Salary Report, Jobstreet Malaysia (manufacturing)

Exchange rate US\$1 = RM4.000

* In progress negotiation to be increased

Total of 17,000 workers in 850 companies

TOP 5 LOCAL BRANDS SHOE RETAILER

BONIA

Bonia Corporation Berhad
www.bonia.com

LARRIE

Larrie Corporation (M) Sdn Bhd
www.larrieshoes.com

VINCCI

Padini Holding Berhad
www.padini.com



Dr. Cardin Holdings Sdn. Bhd.
www.facebook.com/page/DR-CARDIN/



Fipper Marketing Sdn Bhd
www.fipper.com

TOP 5 ONLINE LOCAL BRANDS SHOE

CHRISTY  NG™

www.christyng.com

NELISSA HILMAN

www.nelissahilman.com

KISS & TELL ®

www.kissandtell.com.my

Yoke & Theam

www.yokeandtheam.com

 *Shoes, shoes, shoes*

www.shoesshoesshoes.com.my

TOP 5 DEPARTMENT STORES



Parkson Corporation Sdn Bhd
www.parkson.com.my



AEON Co (M) Bhd
www.aeonretail.com.my



Isetan of Japan Sdn Bhd
www.isetankl.com.my



MJ Department Stores Sdn Bhd
www.metrojaya.com.my



Sogo (KL) Department Store Sdn Bhd
www.klsogo.com.my

