



38th IFC Country Report

Malaysian Footwear Manufacturers
Association (MFMA)



27th May 2019

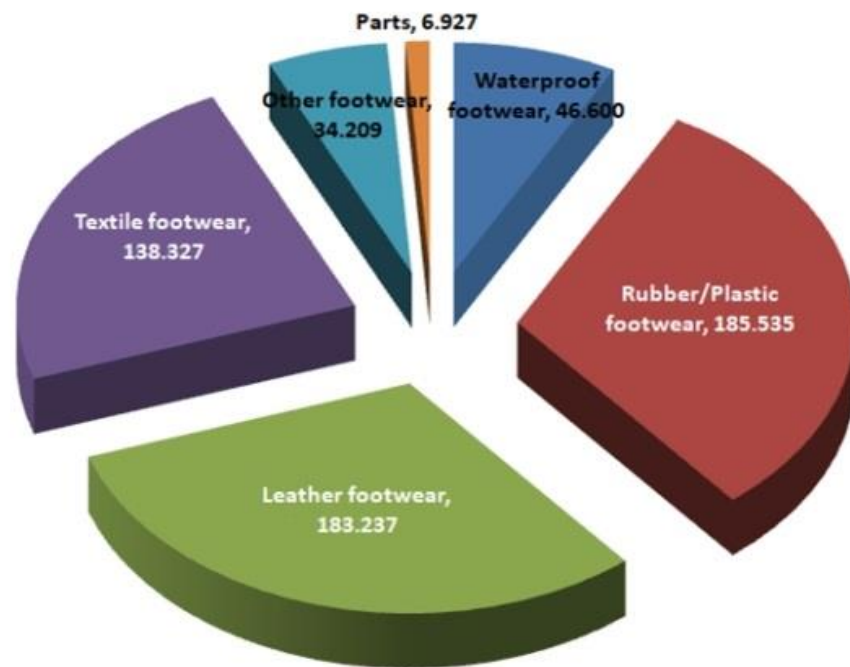
MALAYSIA FOOTWEAR EXPORTS DATA FOR THE YEAR 2016/2017/2018

Malaysia's **Exports** to The World (Millions of Malaysian Ringgit)

HS	Description	Value (million RM)			% Share			% Change '18/'17
		2016	2017	2018	2016	2017	2018	
6401	Waterproof footwear	58.705	39.681	46.600	8.21	6.08	7.83	17.44%
6402	Rubber/Plastic footwear	184.688	173.967	185.535	25.81	26.65	31.19	6.65%
6403	Leather footwear	259.629	237.314	183.237	36.29	36.36	30.80	-22.79%
6404	Textile footwear	131.167	129.953	138.327	18.33	19.91	23.25	6.44%
6405	Other footwear	73.222	57.104	34.209	10.23	8.75	5.75	-40.09%
6406	Parts	8.049	14.660	6.927	1.13	2.25	1.16	-52.75%
TOTAL		715.460	652.679	594.835	100.00	100.00	100.00	-8.86%

sources from Department of Statistics, Malaysia

MALAYSIA FOOTWEAR EXPORTS DATA FOR THE YEAR 2018



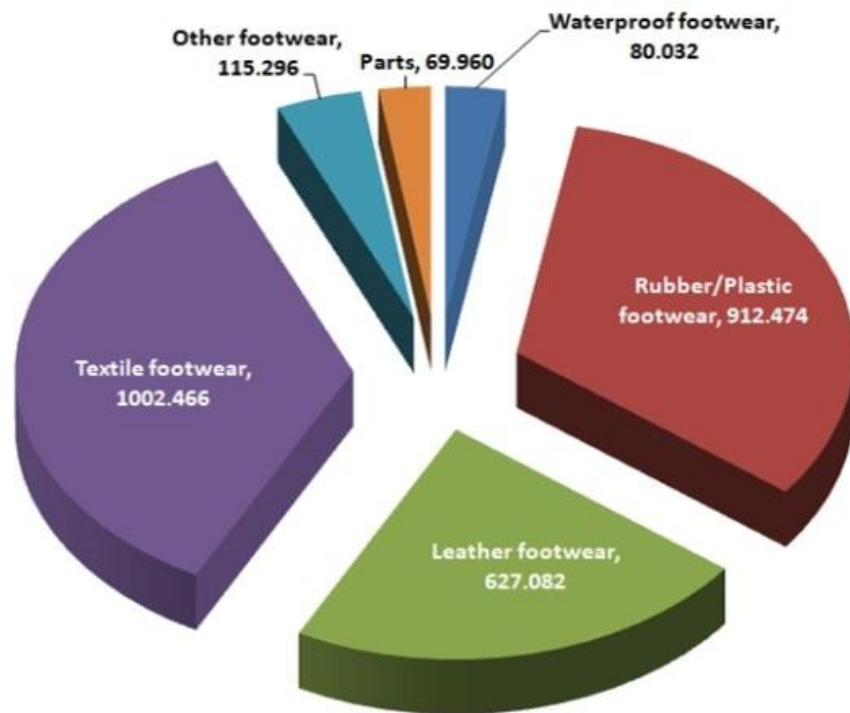
MALAYSIA FOOTWEAR IMPORT DATA FOR THE YEAR 2016/2017/2018

Malaysia Imports from The World (Millions of Malaysian Ringgit)

HS	Description	Value (million RM)			% Share			% Change 18/'17
		2016	2017	2018	2016	2017	2018	
6401	Waterproof footwear	34.924	77.548	80.032	1.31	2.86	2.85	3.20%
6402	Rubber/Plastic footwear	852.067	861.264	912.474	32.08	31.74	32.50	5.95%
6403	Leather footwear	705.230	641.790	627.082	26.55	23.65	22.34	-2.29%
6404	Textile footwear	928.398	994.543	1002.466	34.96	36.65	35.71	0.80%
6405	Other footwear	90.202	80.369	115.296	3.40	2.96	4.11	43.46%
6406	Parts	45.016	58.105	69.960	1.69	2.14	2.49	20.40%
	TOTAL	2,655.837	2,713.619	2,807.310	100.00	100.00	100.00	3.45%

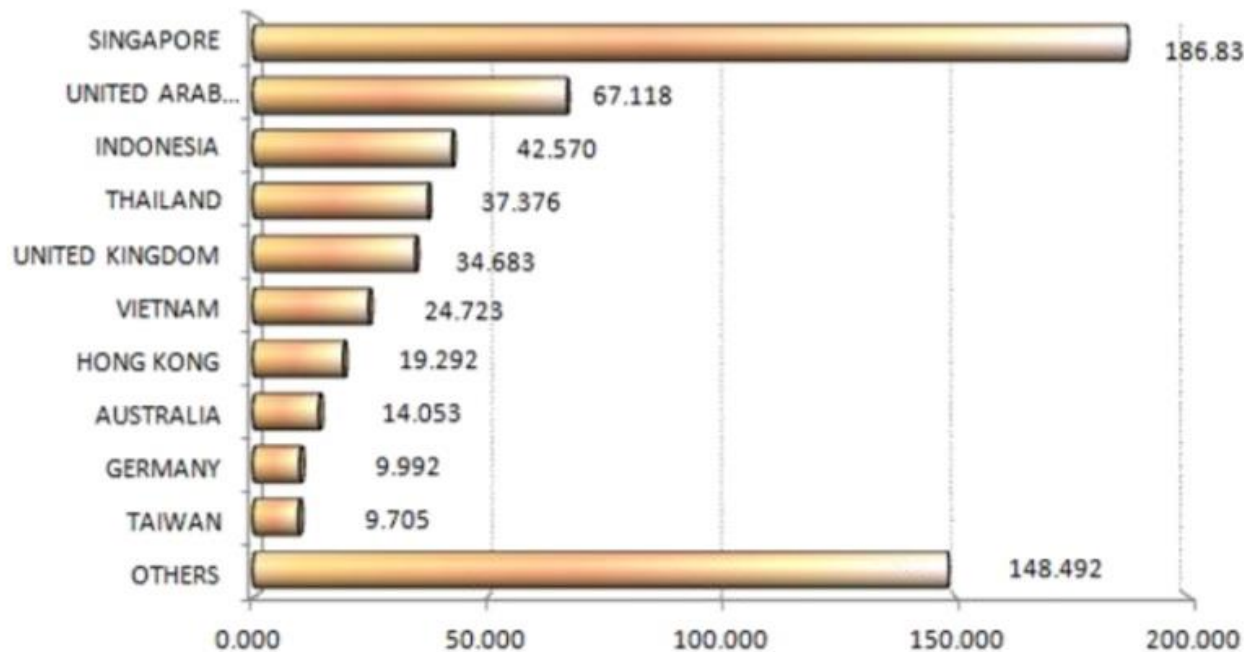
sources from Department of Statistics, Malaysia

MALAYSIA FOOTWEAR IMPORT DATA FOR THE YEAR 2018



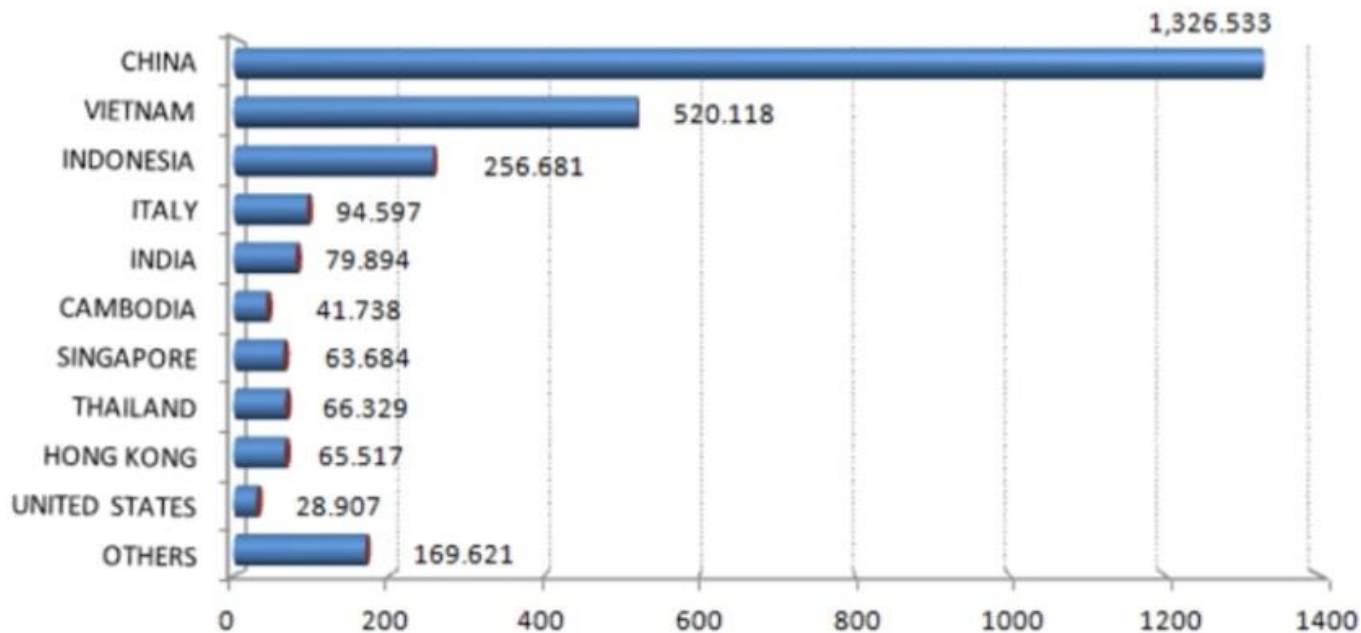
2018 MALAYSIA FOOTWEAR EXPORT TOP 10 DESTINATION

(MILLION RINGGIT MALAYSIA)



2018 MALAYSIA FOOTWEAR IMPORT TOP 10 DESTINATION

(MILLION RINGGIT MALAYSIA)



LABOR COST or WAGES

TYPE OF WORKERS	US\$
NON SKILLED *	275.00 (MIN. WAGES)
SKILLED	590.00
SUPERVISORY	890.00
MANAGERIAL	1,524.00

Source from 2017 Salary Report, Jobstreet Malaysia (manufacturing)

Exchange rate US\$1 = RM4.000

* In progress negotiation to be increased to US\$375 within 5 years

Total of 15,000 workers in 500 companies

TOP 5 LOCAL BRANDS SHOE RETAILER

BONIA

Bonia Corporation Berhad
www.bonia.com

LARRIE

Larrie Corporation (M) Sdn Bhd
www.larrieshoes.com

VINCCI

Padini Holding Berhad
www.padini.com



Dr. Cardin Holdings Sdn. Bhd.
www.facebook.com/page/DR-CARDIN/



Fipper Marketing Sdn Bhd
www.fipper.com

TOP 5 ONLINE LOCAL BRANDS SHOE

CHRISTY  NG™

www.christyng.com

NELISSA HILMAN

www.nelissahilman.com

KISS & TELL ®

www.kissandtell.com.my

Yoke & Theam

www.yokeandtheam.com

 *Shoes, shoes, shoes*

www.shoesshoesshoes.com.my

TOP 5 DEPARTMENT STORES



Parkson Corporation Sdn Bhd
www.parkson.com.my



AEON Co (M) Bhd
www.aeonretail.com.my



Isetan of Japan Sdn Bhd
www.isetankl.com.my



MJ Department Stores Sdn Bhd
www.metrojaya.com.my



Sogo (KL) Department Store Sdn Bhd
www.klsogo.com.my

In response to the Fourth Industrial Revolution (4IR), the Industry4WRD: National Policy on Industry 4.0 was launched on 31 October 2018 to drive digital transformation of the manufacturing and related services sectors in Malaysia. The Policy's framework is as follows:

